

Datasheet

Subject to technical alteration
Issue date: 12.03.2018 • A001



Application

Room pendulum sensor for sectional measuring of relative humidity and temperature in large and high rooms (e.g. exhibition halls, gyms or similar). Alternatively to relative humidity, the output can be set to absolute humidity, enthalpy or dew point. The design allows for an optimal installation with precise measurements. Accuracy of the humidity sensor is 2%.

Types Available

Room pendulum sensor humidity + temperature – active 2x 0..10 V | 2x 4..20 mA

FTP+ VV L2000
FTP+ VV L4000
FTP+ AA L2000
FTP+ AA L4000

Security Advice – Caution



The installation and assembly of electrical equipment should only be performed by authorized personnel.

The product should only be used for the intended application. Unauthorised modifications are prohibited! The product must not be used in relation with any equipment that in case of a failure may threaten, directly or indirectly, human health or life or result in danger to human beings, animals or assets. Ensure all power is disconnected before installing. Do not connect to live/operating equipment.

Please comply with

- Local laws, health & safety regulations, technical standards and regulations
- Condition of the device at the time of installation, to ensure safe installation
- This data sheet and installation manual

Notes on Disposal



As a component of a large-scale fixed installation, Thermokon products are intended to be used permanently as part of a building or a structure at a pre-defined and dedicated location, hence the Waste Electrical and Electronic Act (WEEE) is not applicable. However, most of the products may contain valuable materials that should be recycled and not disposed of as domestic waste. Please note the relevant regulations for local disposal.

Build-up of Self-Heating by Electrical Dissipative Power

Temperature sensors with electronic components always have a dissipative power, which affects the temperature measurement of the ambient air. The dissipation in active temperature sensors shows a linear increase with rising operating voltage. This dissipative power has to be considered when measuring temperature. In case of a fixed operating voltage ($\pm 0,2$ V) this is normally done by adding or reducing a constant offset value. As Thermokon transducers work with a variable operating voltage, only one operating voltage can be taken into consideration, for reasons of production engineering. Transducers 0..10 V / 4..20 mA have a standard setting at an operating voltage of 24 V =. That means, that at this voltage, the expected measuring error of the output signal will be the least. For other operating voltages, the offset error will be increased by a changing power loss of the sensor electronics. If a re-calibration should become necessary later directly on the sensor, this can be done by means of a trimming potentiometer on the sensor board.

Remark: Occurring draft leads to a better carrying-off of dissipative power at the sensor. Thus temporally limited fluctuations might occur upon temperature measurement.

Application Notice for Humidity Sensors

Refrain from touching the sensitive humidity sensor/element. Touching the sensitive surface will void warranty.

For standard environmental conditions re-calibration is recommended once a year to maintain the specified accuracy.

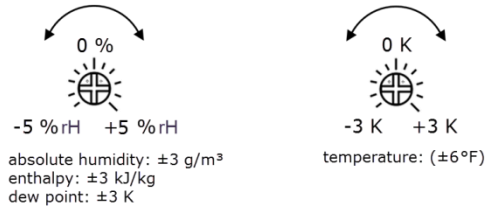
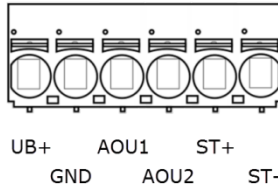
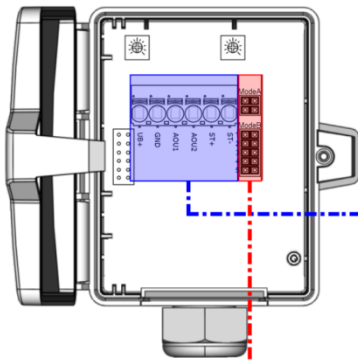
When exposed to high ambient temperature and/or high levels of humidity or presence of aggressive gases (i.e. chlorine, ozone, ammonia) the sensor element may be affected and re-calibration may be required sooner than specified. Re-calibration and deterioration of the humidity sensor due to environmental conditions are not subject of the general warranty.

Technical Data

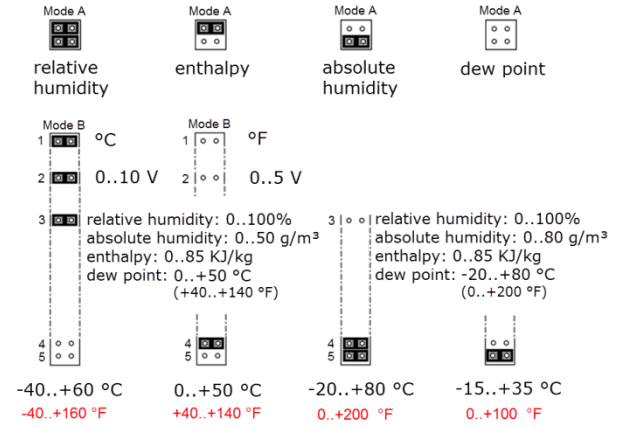
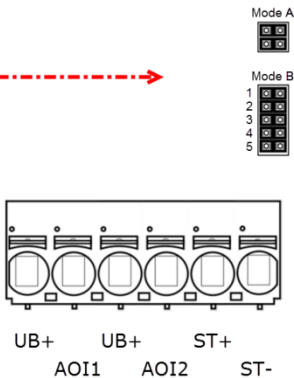
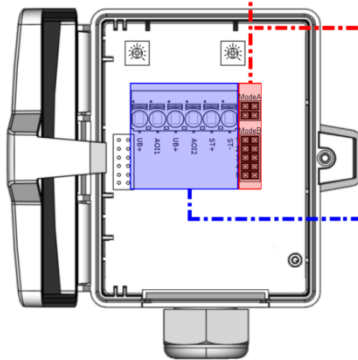
Measuring values	temperature, humidity (humidity output configurable)			
Output voltage (type-dependent)	VV 2x 0..10 V or 0..5 V, configurable via Jumper, min. load 10 k Ω			
Output ampere (type-dependent)	AA 2x 4..20 mA, max. load 500 Ω			
Power supply (type-dependent)	VV 15..24 V = ($\pm 10\%$) or 24 V ~ ($\pm 10\%$) SELV		AA 15..24 V = ($\pm 10\%$) SELV	
Power consumption (type-dependent)	VV typ. 0,4 W (24 V =) 0,8 VA (24 V ~)		AA typ. 1 W (24 V =)	
Measuring range temp.	adjustable at the transducer: -20..+80 0..+50 -40..+60 -15..+35 °C default setting: -20..+80 °C			
Measuring range humidity	rel. humidity 0..100% rH non-condensing	abs. humidity 0..50 0..80 g/m ³ , default setting: 0..50 g/m ³	enthalpy 0..85 KJ/kg	dew point 0..50 -20..+80 °C, default: 0..50 °C
Accuracy temperature	$\pm 0,3$ K (typ. at 21 °C within default measuring range)			
Accuracy humidity	$\pm 2\%$ between 10..90% rH (typ. at 21 °C)			
Enclosure	enclosure USE-M, PC, pure white			
Protection	IP65 according to EN 60529			
Cable entry	Flextherm M16 for cable $\varnothing=3..7$ mm, removable			
Connection electrical	removable plug-in terminal, max. 2,5 mm ²			
Pipe	PA6, with stainless steel weight, black, $\varnothing=20$ mm, Length 210 mm			
Filter	stainless steel wire mesh			
Ambient condition	-20..+70 °C, short term condensation			

Connection Plan and Configuration

VV
2x 0..10 V | 0..5 V



AA
2x 4..20 mA



AOI1 | AOI2: humidity
AOI2 | AOI1: temperature

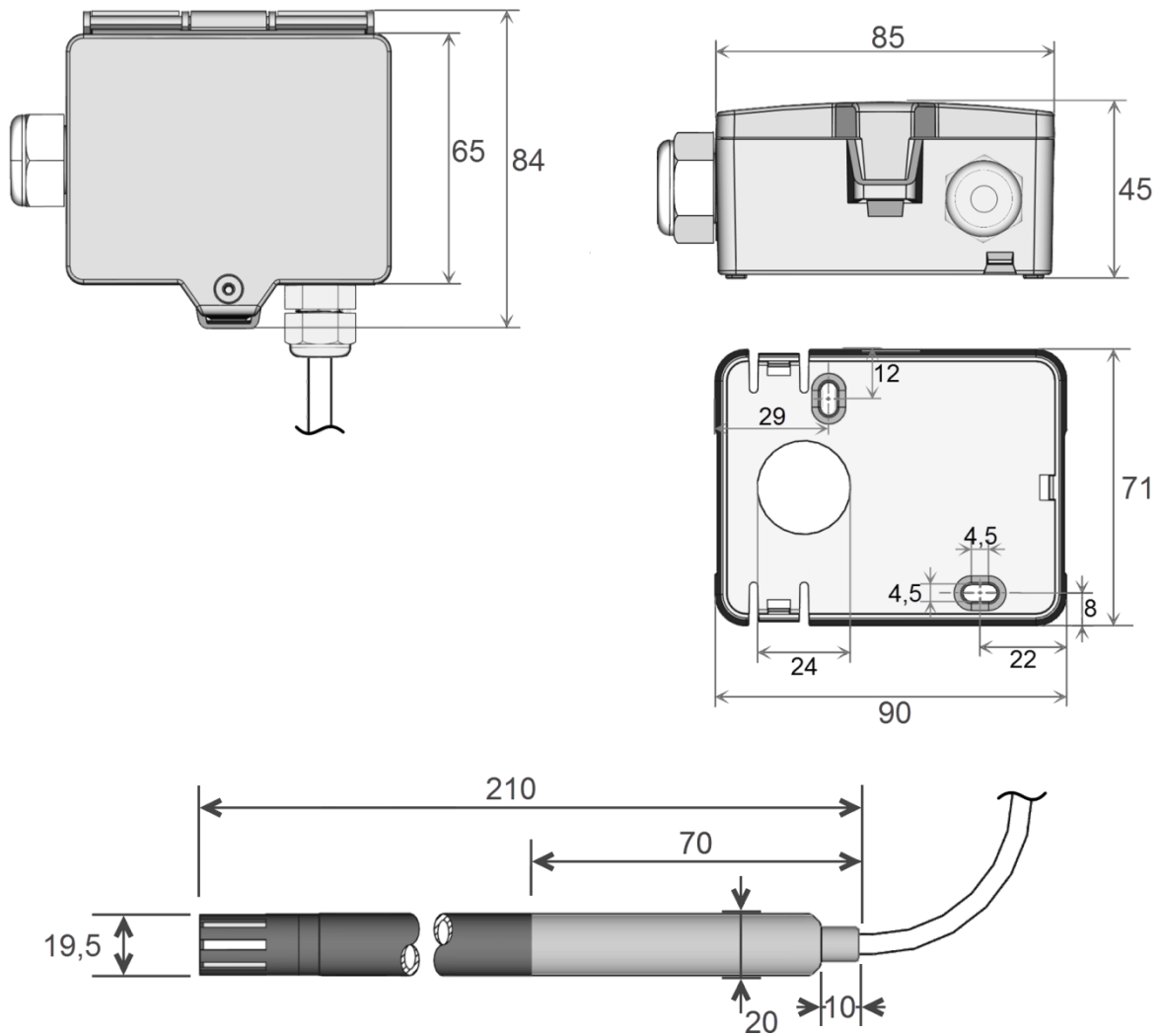
fig. (Measuring range and offset adjustment, default settings: -20 °C..+80 °C | 0 K)

The adjustment of the measuring ranges is made by changing the jumpers in a de-energized state. The output value of the new measuring range is available after 2 seconds.

Note (type FTP+ AA)

When only using the temperature output, the humidity output must always be connected to mass/GND of the analog input module.

Dimensions (mm)



Accessories (included in delivery)

Mounting base

Item No. 631228

Mounting kit universal

Item No. 698511

• Cover screw + screw cover • 2 Rawplugs • 2 Screws (countersunk head) • 2 Screws (rounded head)

Accessories (optional)

Cable entry M25 USE white, sealing insert 4x $\text{Ø}=7$ mm (4 pcs)

Item No. 641364

Filter stainless steel, wire mesh

Item No. 231169

M16 Sealing inserts cable entry (packaging unit 10 pcs.)

for wire with Ø	8 mm
Item No	641340